


Self-Glossy Wax

Cleaning emulsion and care product for oiled and waxed floorings



1. Product Properties

AGLAIA Self-Glossy Wax is a water-thinnable cleaning additive for continuous interior floor care. Especially suitable for oil finished and waxed parquet floors, wood block, cork and stone tiles in accordance with VOB DIN 18356 and 18367. Can also be used as furniture polish to freshen up furniture that has become matt and dull.

1.1. Composition

- Natural, emulsified hard waxes
- Ethereal oils as additives
- Water
- Solvent-free, low emissions and low VOC
- Free from plasticisers, microwaxes and synthetic resins
- “Transparent recipe”: see AGLAIA full product declaration

1.2. Technical properties

1.2.1. Overview

- Use on interior surfaces
- Added to water used to wipe floors
- Cleans and maintains
- Mild and gentle
- Skin neutral pH value
- Free from electrostatic charge
- Diffusible, durable and abrasion resistant
- Does not form any wax residues on the surface

1.2.2. Important building physics characteristics

Parameter	Value	Conformity
Density 20°C:	0.99 kg / L	
pH value:	6–7	
Viscosity:	< 10 s	3 mm flow cup ISO 2431
s _d value (H ₂ O):	< 0.1 m	
Gloss level at 85°C:	silk gloss or medium gloss	EN ISO 2813
Coat thickness:	< 5 µm	
VOC fraction (undiluted):	max. 35 g / L	ChemVOCFarbV (Regulations limiting VOC emissions of paints and lacquers)

1.2.3. Colour

- Milky, transparent after drying.

2. Use

2.1. Substrate requirements

- The substrate must be dry, firm and stable and must be free from efflorescent, discolouring and / or adhesion-impairing substances.

2.2. Brief information on the standard system

- As a cleaning additive for continuous care of parquet, cork and stone floorings: add to the water used to wipe clean surfaces.
- As furniture polish: thin with plenty of water. Use only surfaces that have already been oiled or waxed.


2.3. Substrate and preparatory treatment

- **Wooden parquet, wood block, wooden plank floorings, unglazed Cotto and stone tiles, solid wood, wood-based materials:**

Prepare system-compatibly laid cork, stone and parquet floorings preferably with AGLAIA Hard Resin Oil

Self-Glossy Wax

Cleaning emulsion and care product for oiled and waxed floorings



and AGLAIA Liquid Wax. Note and follow VOB DIN 18356 and 18367 respectively for parquet and wood block work. Use of AGLAIA Self-Glossy Wax as a cleaning additive for continuous care of intact floorings. For thorough cleaning and renovation use AGLAIA Balsam Lacquer Thinner to remove greasy and resinous contaminations. Remove wax residues pore deep with AGLAIA Balsam Lacquer Thinner. Use clean water to remove wax residues from cleaning emulsions. Sand down greyed, worn and brittle hard resin-based lacquers and flooring oils as required, until the surface is visually homogeneous. Renovate in the system with AGLAIA Hard Resin Oil and AGLAIA Liquid Wax.

- **Unsuitable substrates** are surfaces exposed to weathering, or surfaces highly exposed to mechanical stresses or moisture, e.g. in sanitary units and the entrance areas of public buildings. Risk of slipping, do not use waxes on stairs.
- **Defective substrates** require a differentiated approach, try out on a test area on site.

2.3.1. Cleaning and care instructions

AGLAIA Self-Glossy Wax is used as a cleaning additive for continuous care of intact, system-compatible, laid and oil finished floorings in domestic and public use areas. The AGLAIA Care Guidelines for oiled and waxed floors is a contract element in accordance with VOB DIN 18356 and 18367. To protect the floors, lay fixed doormats, dirt trap mats or carpet runners in highly frequented areas.

2.4. Application instructions

2.4.1. General information

Check substrate suitability as required (see 2.1 and 2.3). Pay particular attention to the degree of soiling and wear of the respective substrate. Try out on a test area before using on high quality and critical surfaces. Ensure that the product is used by qualified persons only.

- Carefully cover surfaces which are not to be treated and protect them from splashes.
- Before use shake container vigorously.
- Ensure sufficient qualified workers and smooth, uninterrupted coating process.
- Minimum application temperature: +8°C.
- Handle fresh wax layers carefully; avoid moisture and dirt.
- Ensure sufficient ventilation (purge ventilation) and heat (room temperature) for drying.

2.4.2. Application

- **If using as a cleaning additive:** mix 1 litre of clean water with 1 teaspoon of AGLAIA Self-Glossy Wax. Sweep or vacuum clean floor, then wipe with a damp, well-wrung out cloth or mop and water to which wax has been added. Remove standing water, never allow it to dry in. Avoid aggressive abrasives, steam cleaners and micro-fibres. Please note and follow the instructions in the AGLAIA Care Guidelines for oiled and waxed floors. The care instructions must be issued to the building management and the cleaning personnel.
- **As furniture polish:** thin AGLAIA Self-Glossy Wax with plenty of water and use a lint-free cloth to apply extremely sparingly as a thin coat. Spread intensively and uniformly. After drying over night, gently polish with clean jute cloth or polishing bonnet until a satin finish is achieved.

2.5. Auxiliary products

- AGLAIA Balsam Lacquer Thinner: for substrate cleaning and wax removal.
- AGLAIA Hard Resin Oil: one-pack special oil lacquer for treating floors.
- AGLAIA Liquid Wax: durable natural wax for machine application.

3. Application Rate and Container Sizes

Application as furniture polish approx. 0.03 L per pass and m². Extremely high yield as a cleaning additive.
Container sizes: 0.25 L / 1 L / 3 L / 10 L

4. Cleaning


Clean equipment, tools and soiled clothing thoroughly with plenty of clean water immediately after use.

5. Storage

Stored cool and frost-free in the tightly closed original container can be kept for at least 12 months. Close opened containers airtight.

Self-Glossy Wax

Cleaning emulsion and care product for oiled and waxed floorings



6. Safety Instructions

- Comply with the EC Safety Data Sheet. Avoid contact with skin and eyes. May cause sensitisation in sensitive persons. For details of product composition refer to AGLAIA full product declaration. Even natural products are not free from emissions. Ensure sufficient ventilation and heat. Freshly waxed floors may be slippery, put up warnings if necessary. Never use on stairs. Protect the surroundings from splashes. Keep out of the reach of children. Dispose of product residues in accordance with the legal regulations.
- Waste code (EWC code): 080112

7. Declaration

This technical information is offered as advice based on our knowledge and practical experience. All information and tips are provided without guarantee and do not establish rights to make any claims of any kind whatsoever. The information provided does not release the user from their responsibility to check the product's suitability and application method for the specific substrate on which it is to be used. Subject to change without notice as part of our product development. Additives for tinting, thinning, etc. are not permitted. Check the colours before use. This information sheet becomes invalid automatically when a new edition is issued. The information in the current version of the EU Safety Data Sheets is binding for classification according to the Hazardous Substances Regulations, disposal, etc.

Head office: Louis Gnatz GmbH
Ottostraße 13
D-84030 Landshut
www.farben-gnatz.de

Factory: BEECK'sche Farbwerke
Louis Gnatz GmbH
Gottlieb-Daimler-Strasse 4
D-89150 Laichingen

Tel. +49 7333 96 07 11
Fax +49 7333 96 07 10
info@aglaia.de
www.aglaia.de